



**UNI-STAT**  
TECHNOLOGY PTE LTD

SOLUTIONS FOR  
MATERIAL & STORAGE HANDLING

**Shelving**  
COM.SG

INDUSTRIAL COMMERCIAL HEALTH CARE FOOD SERVICE



UST Shelving System designed to give innumerable options in solving specific storage needs. Available in several shelf types, sizes and finishes enables configuration of shelving for different situation and location.


Employing a unique tapered split sleeve design, storage racks can be assembled in minutes without the use of special tools. Easily adjustable and expandable to change with your needs. Shelves adjust on 1" increment along the length of posts.

#### Shelf Types & Sizes

Shelf Size (W" x L")	C - Type Model No	S - Type Model No	D - Type Model No	SP - Type Model No
14 x 24	S1424C	S1424S	S1424D	S1424SP
14 x 30	S1430C	S1430S	S1430D	S1430SP
14 x 36	S1436C	S1436S	S1436D	S1436SP
14 x 48	S1448C	S1448S	S1448D	S1448SP
18 x 18	S1818C	S1818S	S1818D	S1818SP
18 x 24	S1824C	S1824S	S1824D	S1824SP
18 x 30	S1830C	S1830S	S1830D	S1830SP
18 x 36	S1836C	S1836S	S1836D	S1836SP
18 x 42	S1842C	S1842S	S1842D	S1842SP
18 x 48	S1848C	S1848S	S1848D	S1848SP
18 x 60	S1860C	S1860S	S1860D	S1860SP
18 x 72	S1872C	S1872S	S1872D	S1872SP
24 x 24	S2424C	S2424S	S2424D	S2424SP
24 x 30	S2430C	S2430S	S2430D	S2430SP
24 x 36	S2436C	S2436S	S2436D	S2436SP
24 x 42	S2442C	S2442S	S2442D	S2442SP
24 x 48	S2448C	S2448S	S2448D	S2448SP
24 x 60	S2460C	S2460S	S2460D	S2460SP
24 x 72	S2472C	S2472S	S2472D	S2472SP

Setting up is a snap, No special tools required.






[C - Type]  
 Chrome Wire Shelves  
 Carbon steel 3.5 - 6.3mm dia wire rods,  
 Chrome / Nickel plated  
 Capacity : 250kg



[S - Type]  
 Stainless Steel Wire Shelves  
 SUS 304 3.5 - 6.3mm dia wire rods,  
 Electropolished  
 Capacity : 250kg



### Posts


Rugged 1" diameter steel posts is grooved allowing shelves to adjust on 1" increments. Shelf sleeves snap on posts for secure fit. Comes in 2 finishes to complement your working conditions.

Chrome is electro-plated nickel chrome resulting in high gloss finish which is both hard and durable. Quality finish with a high-tech look at economical price.

Stainless Steel provides a smooth, attractive electro-polished finish. Excellent resistance to rust and corrosion.



[D - Type]  
 Stainless Steel Solid Shelves  
 SUS 304 1.2mm thick plate  
 HL or BA finishing  
 Capacity : 100kg



[SP - Type]  
 Stainless Steel Perforated Shelves  
 SUS 304 1.5mm thick perforated plate  
 BA finishing with 8P15mm punching  
 Capacity : 100kg

Size (Inches)	Chrome Model No	Stainless Steel Model No
14	P14C	P14S
26	P26C	P26S
30	P30C	P30S
34	P34C	P34S
54	P54C	P54S
63	P63C	P63S
74	P74C	P74S
86	P86C	P86S

## Complete Starter Units (4 Shelves)

Consists of 4 shelves, 4 posts and plastic tapered sleeves. Select from choice of finishes, either Chrome or Stainless Steel.



Shelf Size (W" x L")	4 Shelves H54"				4 Shelves H63"				4 Shelves H74"			
	Chrome wire	S/Steel wire	S/Steel solid	S/Steel perforated	Chrome wire	S/Steel wire	S/Steel solid	S/Steel perforated	Chrome wire	S/Steel wire	S/Steel solid	S/Steel perforated
18 x 30	S4 - 1830C54	S4 - 1830S54	S4 - 1830D54	S4 - 1830SP54	S4 - 1830C63	S4 - 1830S63	S4 - 1830D63	S4 - 1830SP63	S4 - 1830C74	S4 - 1830S74	S4 - 1830D74	S4 - 1830SP74
18 x 36	S4 - 1836C54	S4 - 1836S54	S4 - 1836D54	S4 - 1836SP54	S4 - 1836C63	S4 - 1836S63	S4 - 1836D63	S4 - 1836SP63	S4 - 1836C74	S4 - 1836S74	S4 - 1836D74	S4 - 1836SP74
18 x 48	S4 - 1848C54	S4 - 1848S54	S4 - 1848D54	S4 - 1848SP54	S4 - 1848C63	S4 - 1848S63	S4 - 1848D63	S4 - 1848SP63	S4 - 1848C74	S4 - 1848S74	S4 - 1848D74	S4 - 1848SP74
18 x 60	S4 - 1860C54	S4 - 1860S54	S4 - 1860D54	S4 - 1860SP54	S4 - 1860C63	S4 - 1860S63	S4 - 1860D63	S4 - 1860SP63	S4 - 1860C74	S4 - 1860S74	S4 - 1860D74	S4 - 1860SP74
18 x 72	S4 - 1872C54	S4 - 1872S54	S4 - 1872D54	S4 - 1872SP54	S4 - 1872C63	S4 - 1872S63	S4 - 1872D63	S4 - 1872SP63	S4 - 1872C74	S4 - 1872S74	S4 - 1872D74	S4 - 1872SP74
24 x 30	S4 - 2430C54	S4 - 2430S54	S4 - 2430D54	S4 - 2430SP54	S4 - 2430C63	S4 - 2430S63	S4 - 2430D63	S4 - 2430SP63	S4 - 2430C74	S4 - 2430S74	S4 - 2430D74	S4 - 2430SP74
24 x 36	S4 - 2436C54	S4 - 2436S54	S4 - 2436D54	S4 - 2436SP54	S4 - 2436C63	S4 - 2436S63	S4 - 2436D63	S4 - 2436SP63	S4 - 2436C74	S4 - 2436S74	S4 - 2436D74	S4 - 2436SP74
24 x 48	S4 - 2448C54	S4 - 2448S54	S4 - 2448D54	S4 - 2448SP54	S4 - 2448C63	S4 - 2448S63	S4 - 2448D63	S4 - 2448SP63	S4 - 2448C74	S4 - 2448S74	S4 - 2448D74	S4 - 2448SP74
24 x 60	S4 - 2460C54	S4 - 2460S54	S4 - 2460D54	S4 - 2460SP54	S4 - 2460C63	S4 - 2460S63	S4 - 2460D63	S4 - 2460SP63	S4 - 2460C74	S4 - 2460S74	S4 - 2460D74	S4 - 2460SP74
24 x 72	S4 - 2472C54	S4 - 2472S54	S4 - 2472D54	S4 - 2472SP54	S4 - 2472C63	S4 - 2472S63	S4 - 2472D63	S4 - 2472SP63	S4 - 2472C74	S4 - 2472S74	S4 - 2472D74	S4 - 2472SP74



## Complete Starter Units (5 Shelves)

Consists of 5 shelves, 4 posts and plastic tapered sleeves. Select from choice of finishes, either Chrome or Stainless Steel.

Shelf Size (W" x L")	5 Shelves H54"				5 Shelves H63"				5 Shelves H74"			
	Chrome wire	S/Steel wire	S/Steel solid	S/Steel perforated	Chrome wire	S/Steel wire	S/Steel solid	S/Steel perforated	Chrome wire	S/Steel wire	S/Steel solid	S/Steel perforated
18 x 30	S5 - 1830C54	S5 - 1830S54	S5 - 1830D54	S5 - 1830SP54	S5 - 1830C63	S5 - 1830S63	S5 - 1830D63	S5 - 1830SP63	S5 - 1830C74	S5 - 1830S74	S5 - 1830D74	S5 - 1830SP74
18 x 36	S5 - 1836C54	S5 - 1836S54	S5 - 1836D54	S5 - 1836SP54	S5 - 1836C63	S5 - 1836S63	S5 - 1836D63	S5 - 1836SP63	S5 - 1836C74	S5 - 1836S74	S5 - 1836D74	S5 - 1836SP74
18 x 48	S5 - 1848C54	S5 - 1848S54	S5 - 1848D54	S5 - 1848SP54	S5 - 1848C63	S5 - 1848S63	S5 - 1848D63	S5 - 1848SP63	S5 - 1848C74	S5 - 1848S74	S5 - 1848D74	S5 - 1848SP74
18 x 60	S5 - 1860C54	S5 - 1860S54	S5 - 1860D54	S5 - 1860SP54	S5 - 1860C63	S5 - 1860S63	S5 - 1860D63	S5 - 1860SP63	S5 - 1860C74	S5 - 1860S74	S5 - 1860D74	S5 - 1860SP74
18 x 72	S5 - 1872C54	S5 - 1872S54	S5 - 1872D54	S5 - 1872SP54	S5 - 1872C63	S5 - 1872S63	S5 - 1872D63	S5 - 1872SP63	S5 - 1872C74	S5 - 1872S74	S5 - 1872D74	S5 - 1872SP74
24 x 30	S5 - 2430C54	S5 - 2430S54	S5 - 2430D54	S5 - 2430SP54	S5 - 2430C63	S5 - 2430S63	S5 - 2430D63	S5 - 2430SP63	S5 - 2430C74	S5 - 2430S74	S5 - 2430D74	S5 - 2430SP74
24 x 36	S5 - 2436C54	S5 - 2436S54	S5 - 2436D54	S5 - 2436SP54	S5 - 2436C63	S5 - 2436S63	S5 - 2436D63	S5 - 2436SP63	S5 - 2436C74	S5 - 2436S74	S5 - 2436D74	S5 - 2436SP74
24 x 48	S5 - 2448C54	S5 - 2448S54	S5 - 2448D54	S5 - 2448SP54	S5 - 2448C63	S5 - 2448S63	S5 - 2448D63	S5 - 2448SP63	S5 - 2448C74	S5 - 2448S74	S5 - 2448D74	S5 - 2448SP74
24 x 60	S5 - 2460C54	S5 - 2460S54	S5 - 2460D54	S5 - 2460SP54	S5 - 2460C63	S5 - 2460S63	S5 - 2460D63	S5 - 2460SP63	S5 - 2460C74	S5 - 2460S74	S5 - 2460D74	S5 - 2460SP74
24 x 72	S5 - 2472C54	S5 - 2472S54	S5 - 2472D54	S5 - 2472SP54	S5 - 2472C63	S5 - 2472S63	S5 - 2472D63	S5 - 2472SP63	S5 - 2472C74	S5 - 2472S74	S5 - 2472D74	S5 - 2472SP74



## Mobile Units

Ideal for mobile storage requirements with high visibility and easy access. Open cart design allows for air circulation, eliminating dust and dirt built up. Mobile cart consists of shelves, posts, plastic split sleeves and set of 5" dia polyurethane casters with a load capacity of 250kg



Chrome Wire



Stainless Steel Perforated



Solid Shelves



Stainless Steel Wire

W x L x H (Inches)	Chrome Model No	Stainless Steel Model No	S/Steel Solid Model No	S/Steel Perforated Model No
18 x 30 x 69	C4 - 1830P63C	C4 - 1830P63S	C4 - 1830P63D	C4 - 1830P63SP
18 x 36 x 69	C4 - 1836P63C	C4 - 1836P63S	C4 - 1836P63D	C4 - 1836P63SP
18 x 48 x 69	C4 - 1848P63C	C4 - 1848P63S	C4 - 1848P63D	C4 - 1848P63SP
18 x 60 x 69	C4 - 1860P63C	C4 - 1860P63S	C4 - 1860P63D	C4 - 1860P63SP
18 x 72 x 69	C4 - 1872P63C	C4 - 1872P63S	C4 - 1872P63D	C4 - 1872P63SP
24 x 30 x 69	C4 - 2430P63C	C4 - 2430P63S	C4 - 2430P63D	C4 - 2430P63SP
24 x 36 x 69	C4 - 2436P63C	C4 - 2436P63S	C4 - 2436P63D	C4 - 2436P63SP
24 x 48 x 69	C4 - 2448P63C	C4 - 2448P63S	C4 - 2448P63D	C4 - 2448P63SP
24 x 60 x 69	C4 - 2460P63C	C4 - 2460P63S	C4 - 2460P63D	C4 - 2460P63SP
24 x 72 x 69	C4 - 2472P63C	C4 - 2472P63S	C4 - 2472P63D	C4 - 2472P63SP

### Utility Trolleys

Multi-purpose trolleys that is highly dependable for storage and transport. An efficient way to create mobile space, these trolleys can be configured from a choice of wire or solid shelf to best suit your environment.

Trolleys consists of 2 "U" shaped handles, 2 or 3 shelves, plastic split sleeves, set of 5" dia polyurethane casters with a load capacity of 250kg.

W x L (Inches)	Chrome Wire Model No		Stainless Steel Wire Model No		Stainless Steel Solid Model No	
	2 - Shelf	3 - Shelf	2 - Shelf	3 - Shelf	2 - Shelf	3 - Shelf
18 x 30	C2UT - 5U - 1830C	C3UT - 5U - 1830C	C2UT - 5U - 1830S	C3UT - 5U - 1830S	C2UT - 5U - 1830D	C3UT - 5U - 1830D
18 x 36	C2UT - 5U - 1836C	C3UT - 5U - 1836C	C2UT - 5U - 1836S	C3UT - 5U - 1836S	C2UT - 5U - 1836D	C3UT - 5U - 1836D
18 x 48	C2UT - 5U - 1848C	C3UT - 5U - 1848C	C2UT - 5U - 1848S	C3UT - 5U - 1848S	C2UT - 5U - 1848D	C3UT - 5U - 1848D
24 x 30	C2UT - 5U - 2430C	C3UT - 5U - 2430C	C2UT - 5U - 2430S	C3UT - 5U - 2430S	C2UT - 5U - 2430D	C3UT - 5U - 2430D
24 x 36	C2UT - 5U - 2436C	C3UT - 5U - 2436C	C2UT - 5U - 2436S	C3UT - 5U - 2436S	C2UT - 5U - 2436D	C3UT - 5U - 2436D
24 x 48	C2UT - 5U - 2448C	C3UT - 5U - 2448C	C2UT - 5U - 2448S	C3UT - 5U - 2448S	C2UT - 5U - 2448D	C3UT - 5U - 2448D



Other versatile configurations can be created with a combination of shelf types on the same unit to cater to every application and need :





### Security Units & Carts

A safe and secure way to store valuable inventory and equipment. Open wire mesh construction ensures high visibility while lockable double doors protects against pilferage. All units and carts comes in durable chrome finishing, available as a cabinet or fitted with castors for mobility. Each unit features top & bottom shelves with 2 intermediate shelves that can be positioned or adjusted at 1" increments.

Standard duty carts are installed with 5" dia polyurethane castors with load capacity of 250kg. Heavy Duty models are mounted on a Dolly Base and 6" dia plate castors having load capacity of 500kg.



Security Cart (Mobile)

Size (W" x L" x H")	Chrome Model No
24 x 36 x 69	ST4 - 2436C
24 x 48 x 69	ST4 - 2448C
24 x 60 x 69	ST4 - 2460C



Security Unit (Stationary)

Size (W" x L" x H")	Chrome Model No
24 x 36 x 63	SE4 - 2436C
24 x 48 x 63	SE4 - 2448C
24 x 60 x 63	SE4 - 2460C



Heavy - Duty Security Cart

Size (W" x L" x H")	Chrome Model No
24 x 36 x 71	STH4 - 2436C
24 x 48 x 71	STH4 - 2448C
24 x 60 x 71	STH4 - 2460C



### Dolly Bases

Constructed from aluminium profiles with wraparound bumpers, these dolly frames coupled with plate casters allows you to create a heavy-duty, mobile shelving unit or cart.

Available with 6" dia or 8" dia plate castors depending on load capacity needs.

Size (W" x L")	Dolly base w/ 6" casters Model No	Dolly base w/ 8" casters Model No
18 x 36	DB - 1836 - 6PU	DB - 1836 - 8PU
18 x 48	DB - 1848 - 6PU	DB - 1848 - 8PU
18 x 60	DB - 1860 - 6PU	DB - 1860 - 8PU
24 x 36	DB - 2436 - 6PU	DB - 2436 - 8PU
24 x 48	DB - 2448 - 6PU	DB - 2448 - 8PU
24 x 60	DB - 2460 - 6PU	DB - 2460 - 8PU



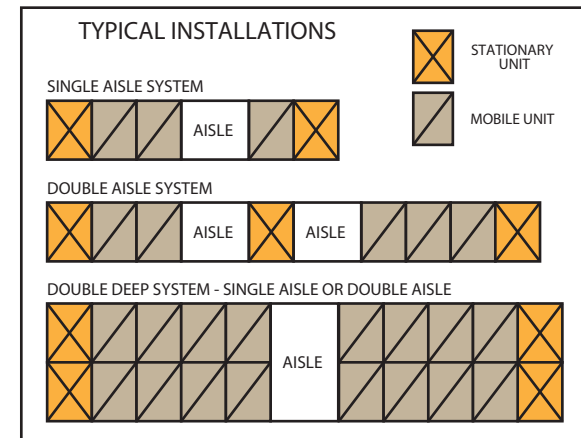
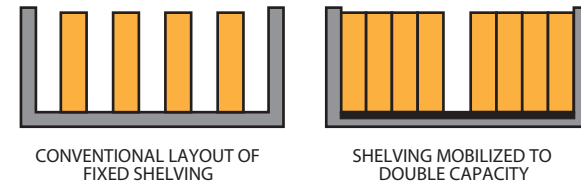


## Compact Storage System

The solution to make space more efficient.


Provides instant access to inventory and allows maximum air and light circulation. Designed to eliminate unnecessary aisles, free-up floor space and increase the number of shelving units that can be used in a designated area. The overhead track assures smooth shifting of units, eliminates dirt and debris build-up that usually occurs with floor mounted systems and compensates for uneven floors. Both stationary and mobile units are available with a variety of shelf sizes and finishes.

**STORAGE CAPACITY IS INCREASED UP TO 35% FOR SAME FLOOR SPACE**





Compact Storage System Kits



**Aluminium Overhead Track**

These track bars can be combined for desired length.

Model	Length (mm/ft)
AC - 5N	1520/5
AC - 6N	1830/6
AC - 7N	2130/7



**Chrome/Stainless Steel Posts & Foot Plates (for Stationary Units)**

Post fitted with adjustable levelling foot plates for stationary units.

Model	Description
P86C - T	Ht 2200mm, Chrome, Set of 4
P86S - T	Ht 2200mm, S/Steel, Set of 4

Material Handling & Storage



**Join Pipe for Overhead Track (Aluminium)**

These joining inserts are used to connect overhead track bars.

Model	Description
JP - AC	Set of 2



**Chrome/Stainless Steel Posts & Rollers (for Mobile Units)**

Posts fitted with rollers enhances the smooth movement of mobile units along the track.

Model	Description
P74C - W	Ht 1880mm, Chrome, Set of 4
P74S - W	Ht 1880mm, S/Steel, Set of 4



**Tie Bar**

The bar connects castors across the narrow width of mobile units. For every 2 castors, one tie bar must be used to assure the proper alignment.

Model	Description
TB - 18	460mm, Set of 2
TB - 24	610mm, Set of 2



**125mm diameter Rigid PU castor (for Mobile Units)**

Model	Description
6952PU4	Rigid Polyurethane Castors; Set of 4

\*Please contact our representatives for more detailed information on this space saving system.



### Shelf Dividers (Chrome)

Installs easily without the use of bolts or clips. Attaches at any point along the shelf. Chrome finishing only; Height: 8".

Size "	Model No
14"	AD14C
18"	AD18C
24"	AD24C



### Ledges (Chrome / Stainless Steel)

Keep items from falling off edge of shelf. Snaps onto shelf perimeter creating 4" height retaining edge. Chrome or Stainless Steel finishing.


Size "	Chrome	Stainless Steel
14"	AL14C	AL14S
18"	AL18C	AL18S
24"	AL24C	AL24S
30"	AL30C	AL30S
36"	AL36C	AL36S
42"	AL42C	AL42S



### Rod & Tab Set

Enclose back and/or sides of shelving. Chrome finishing only.

Size "	Description
50"	AR1320C
60"	AR1520C
70"	AR1800C



### Post Clamps (Chrome / Stainless Steel)

Securely joins 2 sections together for maximum strength.

Model	Description
AP - 04C	Chrome
AP - 04S	Stainless Steel



### Split Sleeves (Shelf Clips)

Plastic tapered sleeves for shelf installation. 4 sets needed for each shelf. Aluminium sleeves for high temperature or conductive application.

Model	Description
AS - 02	Plastic
AS - 2A	Aluminium



### Label Holder

Snap-on plastic holders to easily identify shelf contents. Available in several lengths.

Model	Length "
ALH - 07	3"
ALH - 15	6"
ALH - 30	12"



### Treaded Stem Castors

1" x 3" wheels with 3/8" threaded stem, load capacity 100kg. Set of 4.

Model	Description
64T - 32PU4	Set of 4, all swivel 2 with brakes.



### Polyurethane Stem Castors

Comes in a set of 4 (2 swivel + 2 swivel with brakes). 1-1/4" x 5" wheels with 250kg load capacity.

Model	Description
68T - 52PU4	Set of 4, all swivel 2 with brakes.



### Donut Bumpers

Fitted over regular posts. 80mm in diameter.

Model	Description
ADB - 01	80mm diameter rubber



### Garment Hanging Kit

Kit attaches easily under wire shelves to display hanging garments. Stainless Steel finishing.


Model	Length "
AHT - 910	36"
AHT - 1220	48"
AHT - 1520	60"
AHT - 1830	72"



### S - Hook

Use to connect adjacent shelving units. Two S - hooks needed per shelf.

Model	Description
AS - 01C	Chrome, 8 per pack
AS - 01S	Stainless Steel, 8 per pack




### File Basket

Conveniently attached in seconds to rails or shelf edges. Stainless Steel finishing.

Model	Description
AFB - 10S	Stainless Steel 30 x 20 x 9cm (W x H x D)






### Cantilever (Chrome / Stainless Steel)

A useful accessory to add storage space.


Size (W" x L")	Chrome	Stainless Steel
7 x 36	HS0736C	HS0736S
7 x 48	HS0748C	HS0748S
12 x 36	HS1236C	HS1236S
12 x 48	HS1248C	HS1248S



### Handles - Long UT

Utility Trolley handles are constructed of 1" steel tubing, grooved at 1" increments for easy shelf adjustments; Height: 33"

Width "	Chrome	Stainless Steel
18"	U18C	U18S
24"	U24C	U24S



### Drag Chain

Stainless Steel grounding chain for conductivity application; Length: 24"

Model	Description
AC - 10S	Stainless Steel linked chain; 24" L



### Guide Rail

Guide rails can be mounted along the length or width of shelving units.

Size "	Chrome	Stainless Steel
18"	R18C	R18S
24"	R24C	R24S
30"	R30C	R30S
36"	R36C	R36S
48"	R48C	R48S



### Handles - Short US

Side push handles makes maneuvering simple.

Width "	Chrome	Stainless Steel
18"	US18C	US18S
24"	US24C	US24S



### Adjustable Levelling Posts

Foot plates for stability and levelling. 70mm diameter round foot plates, Stainless Steel finishing.

Model	Description
AFP - 60S	Set of 4



UNI-STAT TECHNOLOGY PTE LTD  
18 TANNERY LANE #05-01 LIAN TONG BUILDING SINGAPORE 347780  
EMAIL: UNISTAT@SINGNET.COM.SG  
TEL: +65 6749 1812  
FAX: +65 6749 2115

WWW.UNI-STAT.COM.SG

---

